

# Kagiso Equity Alpha Fund

as at 30 April 2016

Date of issue: 16 May 2016

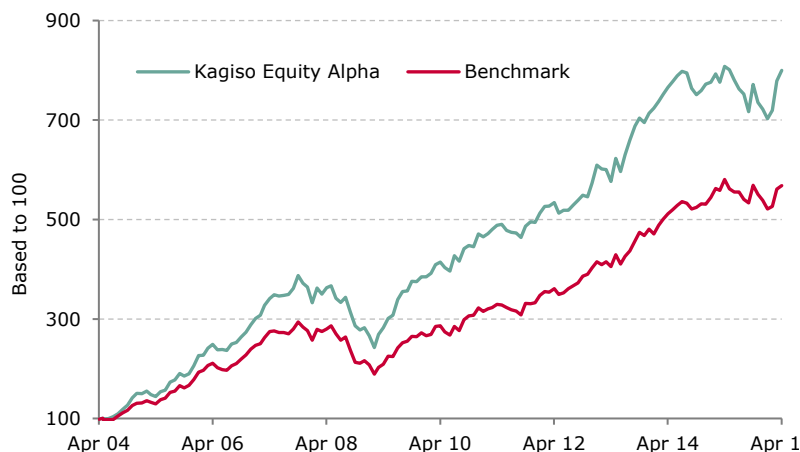


## Performance<sup>1</sup>

	Fund	Benchmark	Outperformance	Highest*	Lowest*
1 year	-1.0%	-2.1%	1.1%	8.2%	-4.7%
3 years	11.5%	11.9%	-0.4%	8.2%	-4.7%
5 years	10.4%	11.5%	-1.1%	8.2%	-4.7%
10 years	12.4%	10.4%	2.0%	10.9%	-9.0%
Since inception	18.8%	15.5%	3.3%	11.9%	-9.0%

\* Highest and lowest monthly fund performance during specified period

## Cumulative performance since inception\*



## Risk statistics

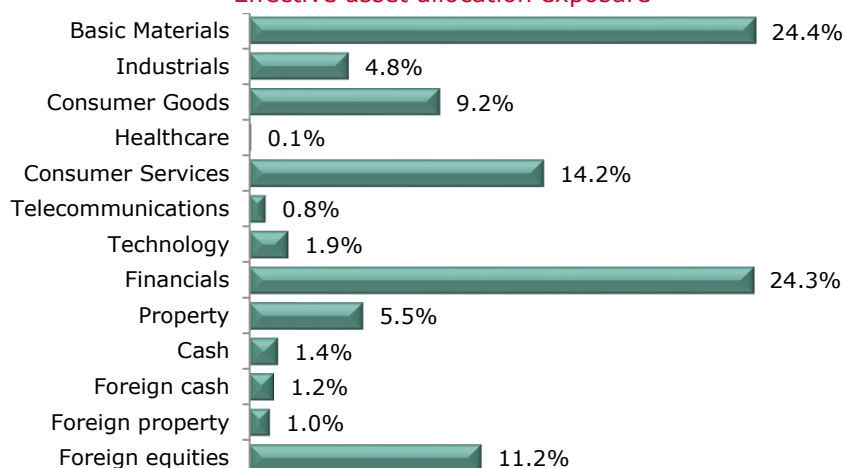
	Fund	Benchmark
Annualised deviation	14.3%	12.9%
Sharpe ratio	0.8	0.6
Maximum gain#	54.8%	40.3%
Maximum drawdown#	-37.4%	-35.6%
% Positive months	65.5%	63.4%

# Consecutive months of change in the same direction

## Top 10 holdings

	% of fund
Naspers	11.3
Old Mutual	8.3
FirstRand/RMB	5.7
AECI	4.9
Tongaat Hulett	4.7
African Rainbow Minerals	3.6
Standard Bank	3.4
Mondi	3.3
Anglo Platinum	2.8
NewGold Platinum ETF	2.6
<b>Total</b>	<b>50.6</b>

## Effective asset allocation exposure\*



\* Please note that effective asset allocation exposure is net of derivative positions

<b>Portfolio Manager</b>	Gavin Wood	
<b>Fund category</b>	South African - Equity - General	
<b>Fund objective</b>	To provide strong capital growth and a total portfolio return that is in the top quartile for general equity funds.	
<b>Benchmark</b>	South African - Equity - General funds mean	
<b>Launch date</b>	26 April 2004	
<b>Fund size</b>	R342.8 million	
<b>NAV</b>	668.68 cents	
<b>Distributions</b>	31 December 2015	3.65 cpu
	30 June 2015	3.49 cpu

## Risk profile

		<b>Medium - high</b>
<b>TER<sup>2</sup></b>	1.50%	
<b>TC<sup>3</sup></b>	0.37%	
<b>Fees (excl. VAT)</b>	Initial fee:	0.00%
	Financial adviser fee:	max 3.00%
	Ongoing advice fee:	max 1.00% pa
	Management fee:	1.25% pa
	Performance fee: 10% of fund's out-performance of benchmark over rolling 12-month periods.	
	Total fee (management fee plus performance fee) to be capped at 2% pa	

<sup>1</sup> Performance is quoted from Morningstar as at month-end for a lump sum investment using Class A Net Asset Value (NAV) prices with income distributions reinvested. NAV refers to the value of the fund's assets less the value of its liabilities, divided by the number of units in issue. Performance figures are quoted after the deduction of all costs incurred within the fund. Individual investor performance may differ as a result of initial fees, the actual investment date, the date of reinvestment and dividend withholding tax. All performances are annualised (ie the average annual return over the given time period).

<sup>2</sup> The Total Expense Ratio (TER) is calculated as a percentage of the average NAV of the portfolio incurred as charges, levies and fees in the management of the portfolio for a rolling 12-month period to end March 2016. A higher TER ratio does not necessarily imply a poor return nor does a low TER imply a good return. The current disclosed TER cannot be regarded as an indication of future TERs.

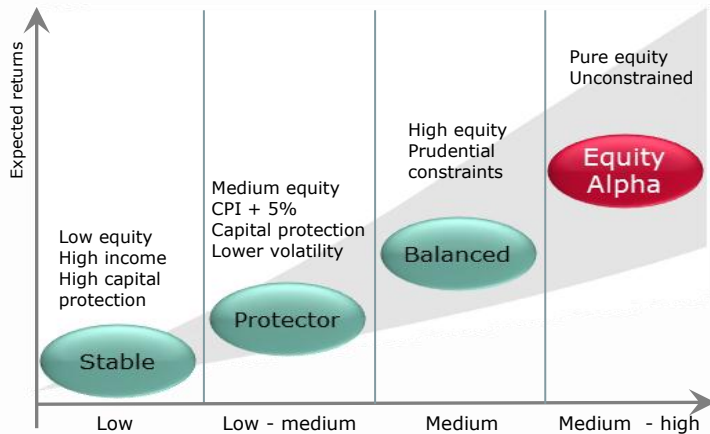
<sup>3</sup> Transaction Costs (TC) are a necessary cost in administering the Financial Product and impacts Financial Product returns. It should not be considered in isolation as returns may be impacted by many other factors over time including market returns, the type of Financial Product, the investment decisions of the investment manager and the TER.

\* For illustrative purposes only.

The Kagiso Equity Alpha Fund aims to be fully invested in domestic and international equities and is positioned in our team's best ideas, which emanate from our bottom-up research process. This usually entails significant deviations from market cap-weighted benchmark positions. Active portfolio management is incorporated in search of an optimal risk/reward balance and consistent positive alpha.

This fund is suitable for investors who are in their wealth accumulation phase, seeking exposure to equity markets. A typical investor would be able to withstand short-term market fluctuations in pursuit of maximum capital growth over the long term.

## Risk vs reward



## Portfolio Manager



**Gavin Wood**  
*BBusSc, CFA, FFA*

Gavin is a founder of Kagiso Asset Management (2001) and has headed up the investment team since inception. He also serves as Executive Director. Previously he was an investment analyst with Coronation Fund Managers.

[gwood@kagisoam.com](mailto:gwood@kagisoam.com)

## Minimum investment

Lump sum: R5 000; Debit order: R500

## Fund registration no

ZAE000150835

## Our investment philosophy

**At Kagiso Asset Management, we make investment decisions based on mispricings we observe in the market. Simply put, we buy investments that are priced well below their intrinsic values and avoid those that we believe are overpriced.**

## Opportunities arise when market prices deviate from intrinsic value

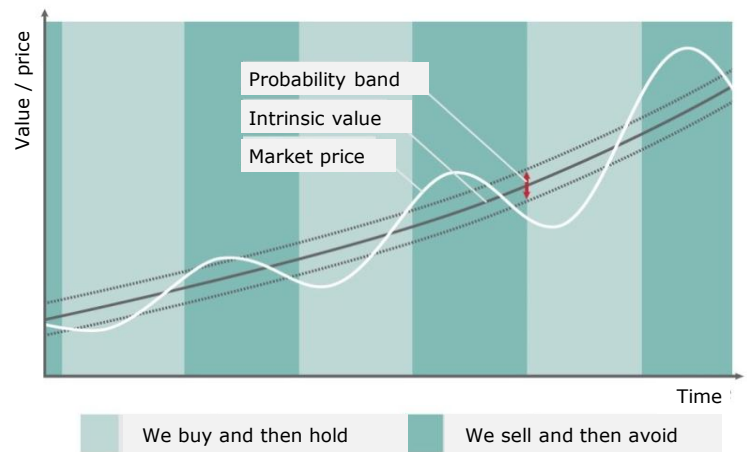
All investments represent a set of future cash flows, which can be valued with reasonable accuracy. Over time, this intrinsic value progresses at a fairly stable pace. Asset prices, however, fluctuate considerably through time. This is largely due to self-reinforcing cycles of enthusiasm or negativity, often fuelled by an excessive focus on near-term data and news flow.

Our aim is to identify and exploit mispricings in the markets. We therefore buy investments at prices well below our estimation of their intrinsic value and hold them, while they deliver strong cash returns and until they can be sold above this value. Once sold, we avoid such overvalued investments for as long as the market price is above the intrinsic value.

## The future is never certain

We recognise that there is considerable danger in operating with the comfort of a false sense of certainty and the accompanying behavioural reinforcement cycles that lead to a distorted evaluation of new information. As a result, we understand that despite our best efforts, we cannot possibly know all the facts.

This drives us to think more deeply, to work harder and to be more alert. We therefore view the future in terms of probabilities, we explore alternative scenarios, diversify our positions, hedge risk and seek out potential asymmetries.



## Trustee

Melinda Mostert

Head: Standard Bank Trustee Services

[melinda.mostert@standardbank.co.za](mailto:melinda.mostert@standardbank.co.za)

**Pricing:** All funds are valued and priced at 15:00 each business day and at 17:00 on the last business day of the month. Forward pricing is used. The deadline for receiving instructions is 14:00 each business day to ensure same day value.

The Kagiso unit trust fund range is offered by Kagiso Collective Investments Limited (Kagiso), registration number 2010/009289/06. Kagiso is a member of the Association for Savings and Investment SA (ASISA) and is a registered management company in terms of the Collective Investment Schemes Control Act, No 45 of 2002. Kagiso is a subsidiary of Kagiso Asset Management (Pty) Limited [a licensed financial services provider (FSP No. 784)], the investment manager of the unit trust funds.

Unit trusts are generally medium to long-term investments. The value of units will fluctuate and past performance should not be used as a guide for future performance. Kagiso does not provide any guarantee either with respect to the capital or the return of the portfolio(s). Foreign securities may be included in the portfolio(s) and may result in potential constraints on liquidity and the repatriation of funds. In addition, macroeconomic, political, foreign exchange, tax and settlement risks may apply. However, our robust investment process takes these factors into account. Unit trusts are traded at ruling prices and can engage in scrip lending and borrowing. Exchange rate movements, where applicable, may affect the value of underlying investments. Different classes of units may apply and are subject to different fees and charges. A schedule of the maximum fees, charges and commissions is available upon request. Commission and incentives may be paid, and if so, would be included in the overall costs. Kagiso may close a portfolio to new investors in order to manage it more effectively in accordance with its mandate.

This fact sheet in its entirety constitutes this fund's Minimum Disclosure Document, as required by the Financial Services Board. Please contact us on the details below should you require additional information on our range of funds.